





**Technical Evaluation Report  
Upgradation of the Special Branch MIS**


S#	Criteria	Total Marks	M/S Carbon8 Private Limited	M/S GCS (PVT) Ltd JV MS ZENTECH	M/S WQ Softwares	M/S Fincon Services	Bridgesoft Technologies (PVT) Ltd JV M/S FAMZ Solutions, TRAVSOL Technologies PVT Ltd	XTREME Software Services (PVT) Ltd
<b>W1</b>	<b>Profile</b>	<b>10</b>						
(A)	Years of incorporation. 5 to 10 years = 1.25, Above 10 years = 2.5	2.5	1.25	2.5	1.25	1.25	2.5	1.25
(B)	Quality Compliance	2.5	2.5	2.5	2.5	2.5	0	2.5
(C)	Information Security	2.5	2.5	2.5	2.5	0	0	2.5
(D)	Office in Khyber Pakhtunkhwa	2.5	2.5	2.5	2.5	2.5	2.5	2.5
	<b>(A+B+C+D) Sub Total</b>	<b>10</b>	<b>8.75</b>	<b>10</b>	<b>8.75</b>	<b>6.25</b>	<b>5</b>	<b>8.75</b>
<b>W2</b>	<b>Experience</b>	<b>40</b>						
E	Value of Software Development and Implementation projects in last 10 years 5 million < Value ≤ 7 million = 5 marks per project 7 million ≤ Value ≤ 12 million = 10 marks per project Above 12 million = 15 marks per project (Maximum marks should not exceed 25)	25	25	25	25	25	25	25
F	Value of Application Software and implementation of similar nature in last 10 years 5 million ≤ Value ≤ 7 million = 5 marks per project, 7 million < Value ≤ 12 million = 10 marks per project, Above 12 million = 15 marks per project (Maximum marks should not exceed 15)	15	15	15	15	15	15	15
	<b>(E+F) Sub Total</b>	<b>40</b>	<b>40</b>	<b>40</b>	<b>40</b>	<b>40</b>	<b>40</b>	<b>40</b>
<b>W3</b>	<b>FINANCIAL STRENGTH</b>	<b>10</b>						
G	Current Ratio of the last three years 1 ≤ Current Ratio ≤ 1.5 = 4 marks, Above 1.5 = 6 marks, (Average of 03 years)	6	6	6	6	6	0	6
H	Turn Over of the last three years 20 ≤ Turn Over ≤ 40 = 2 marks 40 < Turn Over ≤ 40 = 3 marks Above 40 million = 4 marks, (Average of 03 years)	4	4	4	2	3	0	2
	<b>Sub Total</b>	<b>10</b>	<b>10</b>	<b>10</b>	<b>8</b>	<b>9</b>	<b>0</b>	<b>8</b>
<b>W4</b>	<b>Project Team</b>							
	<b>Sub Total</b>	<b>20</b>	<b>19</b>	<b>16.5</b>	<b>16</b>	<b>14</b>	<b>12</b>	<b>19.5</b>
<b>W5</b>	<b>APPROACH &amp; METHODOLOGY</b>							
L	Understanding, Readiness and Innovativeness	10	8	7	8	8	9	7
M	Approach and Methodology	10	8	7	8	8	10	7
	<b>Sub Total</b>	<b>20</b>	<b>16</b>	<b>14</b>	<b>16</b>	<b>16</b>	<b>19</b>	<b>14</b>
	<b>Grand Total</b>	<b>100</b>	<b>93.75</b>	<b>90.5</b>	<b>88.75</b>	<b>85.25</b>	<b>76</b>	<b>90.25</b>
	<b>Remarks</b>							
<p>Note: Financial bids of firms who score at least 70% of the technical evaluation (as a whole) will be opened before the representatives who wish to attend the tender opening. Marks below 70% will be considered as disqualified and their financial proposals will be returned without opening.</p>								


  
Ghandal Khan,  
Project Manager,  
KP IT Board Peshawar

  
Muhammad Ashfaq,  
Deputy director IT,  
Traffic Branch

  
Dr. Muhammad Haseeb,  
Asst. Professor,  
Department of CS UOP

  
Joher Ali,  
Director IT & Tehnical,  
Special Branch

  
Naveed Gul  
Director IT CPO

  
(Saqib Ismael Memon)  
DIG Special Branch  
Chairman